

InteliDrive Nano



ENGINE CONTROLLER FOR PUMPS AND COMPRESSORS



InteliDrive Nano



Front
IP65



J1939



USB
load & read



InteliDrive Nano WP

WATER-PROOF



IP65 protected
front and back



Deutsch
connectors



Front & Rear
IP65



J1939



USB
load & read

Description

The InteliDrive Nano and InteliDrive Nano WP are cost effective engine controllers, which feature outstanding control, monitoring and protection for electronic and conventional diesel/gas engines. The controllers are suitable for pumps, compressors etc.

All settings can be configured using the controller buttons or DriveEdit PC software. The controller uses a symbol-based graphic display so users can quickly and easily interpret information. Its history-log aids troubleshooting and helps protect the equipment warranty.

The InteliDrive Nano can communicate via standard and proprietary CAN J1939 protocols, to a wide range of constant-speed and variable-speed engines, including Caterpillar, Cummins, Detroit Diesel, Deutz, GM, Isuzu, Iveco, John Deere, MAN, MTU, Perkins, Scania, Sisu, Volvo Penta and many others.

Benefits

- ▶ Integrated solution – less wiring and no external components
- ▶ Automatic or manual engine speed control
- ▶ Automatic start/stop; remote start; PID control loop and comparator
- ▶ Easy to use, symbol based display
- ▶ History event log (10 events)
- ▶ Customer configuration can be pre-loaded at the factory
- ▶ Perfect price/performance ratio
- ▶ "Zero" power consumption, i.e. extended battery life

Order codes

Product	Order code
InteliDrive Nano	ID-NANO
InteliDrive Nano WP	ID-NANO WP



ComAp is a member of
AMPS (The Association of
Manufacturers of Power
generating Systems).



ComAp products meet the highest
standards, with every stage of production
undertaken in accordance with the ISO
certification obtained in 1998.

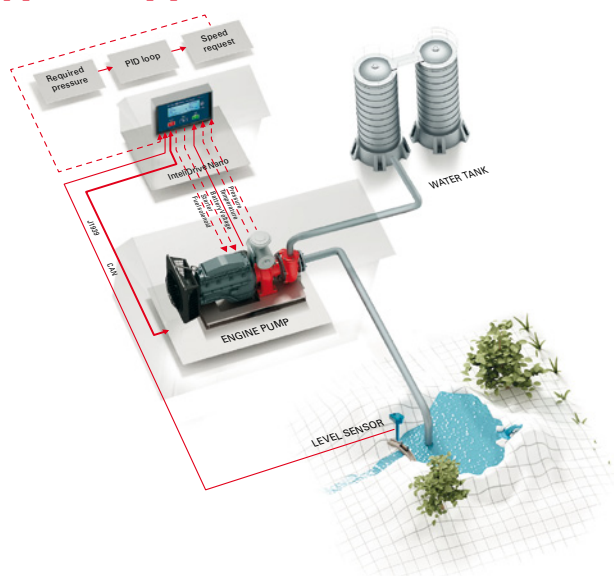
Features

- ▶ Engine control, monitoring and protection
- ▶ Electronic engines support – J1939 interface
- ▶ 1 RPM input
- ▶ 4 binary inputs (high side)
- ▶ 4 binary outputs
 - 2 configurable binary outputs (high side switch 0,5 A)
 - 2 binary relay outputs – 10 A
- ▶ Up to 8 analog inputs
 - 3 configurable analog inputs (VDO)
 - 3 configurable analog inputs (0–20 mA)
 - 1 configurable analog input (0–2400 Ohm)
 - 1 configurable analog input (0–10 V)
- ▶ 2 analog outputs (0–5 V)
- ▶ Selectable protection alarm/shutdown
- ▶ Setpoints adjustable via controller buttons


- ▶ 10 events, warnings or shutdown alarms with running hours stamp
- ▶ Engine speed control adjustable via controller buttons
- ▶ Push buttons for simple control, lamp test
- ▶ Graphic back-lit LCD display 128 × 64 pixels
- ▶ 3 LED indicators
- ▶ Power supply 8–36 VDC
- ▶ Operating temperature: -30°C to +70°C
- ▶ IntelliDrive Nano controller meets several standards (CE, EN)
- ▶ Front panel sealed to IP65
- ▶ Rear panel sealed to IP65*
- ▶ 2× Deutsch connector (18 pin)*
- ▶ Dimensions (cut-out): 91 mm × 91 mm

*) IntelliDrive Nano WP version only

Typical applications



IntelliDrive Nano WP rear side view



ID-Nano Harness-2 – optional accessory for IntelliDrive Nano WP




MANUFACTURER:

ComAp a.s.

Czech Republic
Phone: + 420 246 012 111
Fax: + 420 266 316 647
E-mail: info@comap.cz
Internet: www.comap.cz



LOCAL DISTRIBUTOR / PARTNER:



Customer satisfaction is our mission. We continuously develop our people to be the best to succeed in our mission.